



## BTNX Rapid Response (F at-home rapid COVID-19 test)

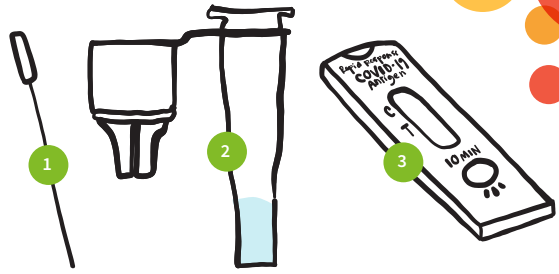
**Note:**  
It is important to follow the instructions carefully for accurate results.

### Your testing kit contains:

1. nose swab
2. tube
3. test unit

### You will need:

- ✓ clean, level surface
- ✓ paper towel
- ✓ hand sanitizer
- ✓ timer or clock



Adapted from BTNX Rapid Response product insert — Updated November 30, 2023


### Before you start:

- ✓ Clean your hands.
- ✓ Place paper towel on a clean, level surface.
- ✓ Open the contents of your testing kit.
- ✓ Write your name with marker or pencil on the unit if testing more than one person.

**Note:**

These tests contain a shorter swab that may present a choking hazard if used to perform a throat swab. It is recommended that this test be completed with a nose swab only.

1



Put the swab into your nostril about 2cm (for small children, just put the swab into the nostril).

Rub and rotate the swab vigorously for 15 seconds.

Repeat for the other nostril using the same swab (your eyes may water).

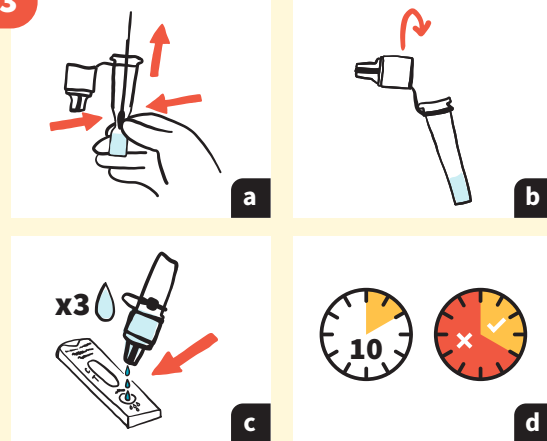
2



Peel the foil from the top of the tube. Gently lower swab into the tube of liquid, stir the swab in the liquid, pinching it by squeezing the tube around the swab 15 times.

Stirring and squeezing will make sure all the sample is mixed into the liquid.

3



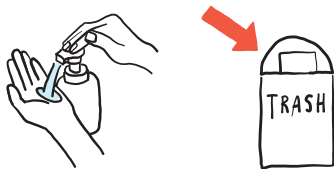
Squeeze the liquid out of the swab by pinching the tube and slowly pulling the swab out (a). **Throw out the swab.**

Put the dropper lid on the top of the tube (b) and turn it upside down to gently squeeze three drops of liquid into the small well of the test unit (c).

Leave the test unit on a level, flat surface for 10 minutes (d).

**!** Do not use the results if longer than 20 minutes. The result may change, but will be not correct.

4

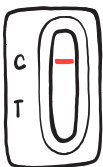


When finished, put the used test supplies in the provided bag and then dispose with your regular garbage, sanitize your hands and clean your testing space.



The area that displays the results will turn pink before turning back to white when it is time to read the result.

## RESULTS (DO NOT READ RESULT AFTER 20 MINUTES)

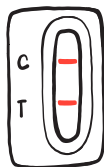


### NEGATIVE — ONE LINE

one line at the C (control) mark, no line at the T (test) mark

Please note:

- ✓ A single negative result cannot be used to rule out COVID-19 if you have symptoms. Repeat the test in 48 hours (2 days).
- ✓ Stay at home if you feel sick.



### POSITIVE — TWO LINES

one line at the C (control) mark, one line at the T (test) mark

If you test positive, and you are considered high-risk for severe illness, you have the option to confirm your positive rapid test result with a PCR test. Book online at [www.nshealth.ca/coronavirustesting](http://www.nshealth.ca/coronavirustesting) or call 811.

If you test positive on a rapid test:

- ✓ Stay home if you feel sick.
- ✓ Notify Nova Scotia Health of your positive rapid test result by completing the **Report and Support** form at [c19hc.nshealth.ca/self-report](http://c19hc.nshealth.ca/self-report) or call 1-833-797-7772 if you do not have access to the internet or need assistance filling it out.
- ✓ Consider yourself as having COVID-19, assume you are contagious and visit [www.nshealth.ca/testedpositiveforcovid](http://www.nshealth.ca/testedpositiveforcovid) to get more information on what you should do.

**Note:**

COVID-19 treatments are not for everyone, and have specific criteria. After you fill out the screening form, and if you are potentially eligible, you will receive a phone call from Nova Scotia Health for further assessment. If you do not receive a phone call, it means that in your current situation, you are not eligible for medication.

INVALID — If your test does not match either the negative or positive examples, the test should be repeated with a new kit.

Keep testing kit out of reach of children and pets. Do not drink test fluid.



## TELL US

If you test positive, complete Report and Support to be assessed for medications.

**1-833-797-7772**

**[www.nshealth.ca/reportandsupport](http://www.nshealth.ca/reportandsupport)**

---

## Re-Test to be sure!

If you test negative, test again  
after 48 hours



**Thank you  
for testing!**



There are now more  
ways to access care  
with **YourHealthNS**.

Download the app or  
visit **YourHealthNS.ca**

IOS



Android

